

# ELECTROCHEMISTRY

## 1. ELECTROCHEMISTRY

Electrochemistry is the study of production of electricity from the energy released during a spontaneous chemical reaction and the use of electrical energy to bring about non-spontaneous chemical transformations.

## 2. ELECTROCHEMICAL CELLS

A spontaneous chemical process is the one which can take place on its own and in such a process the Gibb's energy of the system decreases. It is this energy that gets converted to electrical energy. The reverse process is also possible in which we can make non-spontaneous processes occur by supplying external energy in the form of electrical energy. These inter conversions are carried out in equipments called Electrochemical Cells.

## 3. TYPES

Electrochemical Cells are of two types:

### 3.1 Galvanic Cells

Converts chemical energy into electrical energy

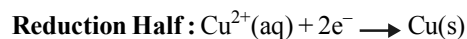
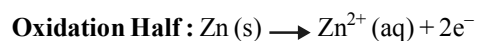
### 3.2 Electrolytic Cells

Converts electrical energy into chemical energy.

## 4. GALVANIC CELL

Cell energy is extracted from a spontaneous chemical process or reaction and it is converted to electric current.

For example, Daniell Cell is a Galvanic Cell in which Zinc and Copper are used for the redox reaction to take place.



Zn is the reducing agent and  $\text{Cu}^{2+}$  is the oxidising agent. The half cells are also known as **Electrodes**. The oxidation half is known as **Anode** and the reduction half is called **Cathode**. Electrons flow from anode to cathode in

the external circuit. Anode is assigned **negative polarity** and cathode is assigned **positive polarity**. In Daniell Cell, Zn acts as the anode and Cu acts as the cathode.

## 5. ELECTROLYTIC CELL

These electrodes are dipped in and electrolytic solution containing cations and anions. On supplying current the ions move towards electrodes of opposite polarity and simultaneous reduction and oxidation takes place.

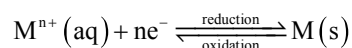
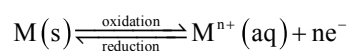
### 5.1 Preferential Discharge of ions

Where there are more than one cation or anion the process of discharge becomes competitive in nature. Discharge of any ion requires energy and in case of several ions being present the discharge of that ion will take place first which requires the energy.

## 6. ELECTRODE POTENTIAL

It may be defined as the tendency of an element, when it is placed in contact with its own ions to either lose or gain electrons and in turn become positively or negatively charged.

The electrode potential will be named as oxidation or reduction potential depending upon whether oxidation or reduction has taken place.



### 6.1 Characteristics

- Both oxidation and reduction potentials are equal in magnitude but opposite in sign.
- It is not a thermodynamic property, so values of E are not additive.

## 7. STANDARD ELECTRODE POTENTIAL ( $E^{\circ}$ )

It may be defined as the electrode potential of an electrode determined relative to standard hydrogen electrode under standard conditions. The standard conditions taken are :

- (i) 1M concentration of each ion in the solution.
- (ii) A temperature of 298 K.
- (iii) 1 bar pressure for each gas.

**8. ELECTROCHEMICAL SERIES**

The half cell potential values are standard values and are represented as the standard reduction potential values as shown in the table at the end which is also called Electrochemical Series.

**9. CELL POTENTIAL OR EMF OF A CELL**

The difference between the electrode potentials of two half cells is called cell potential. It is known as electromotive force (EMF) of the cell if no current is drawn from the cell.

$$E_{\text{cell}} = E_{\text{cathode}} + E_{\text{anode}}$$

For this equation we take oxidation potential of anode and reduction potential of cathode.

Since anode is put on left and cathode on right, it follows therefore,

$$= E_R + E_L$$

For a Daniel cell, therefore

$$E_{\text{cell}}^{\circ} = E_{\text{Cu}^{2+}/\text{Cu}}^{\circ} - E_{\text{Zn}/\text{Zn}^{2+}}^{\circ} = 0.34 + (0.76) = 1.10 \text{ V}$$

**10. CELL DIAGRAM OR REPRESENTATION OF A CELL**

The following conventions or notations are applied for writing the cell diagram in accordance with IUPAC recommendations. The Daniel cell is represented as follows :



(a) Anode half cell is written on the left hand side while cathode half cell on right hand side.

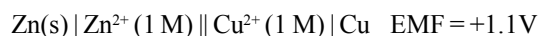
(b) A single vertical line separates the metal from aqueous solution of its own ions.



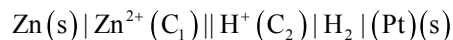
(c) A double vertical line represents salt bridge

(d) The molar concentration (C) is placed in brackets after the formula of the corresponding ion.

(e) The value of e.m.f. of the cell is written on the extreme right of the cell. For example,

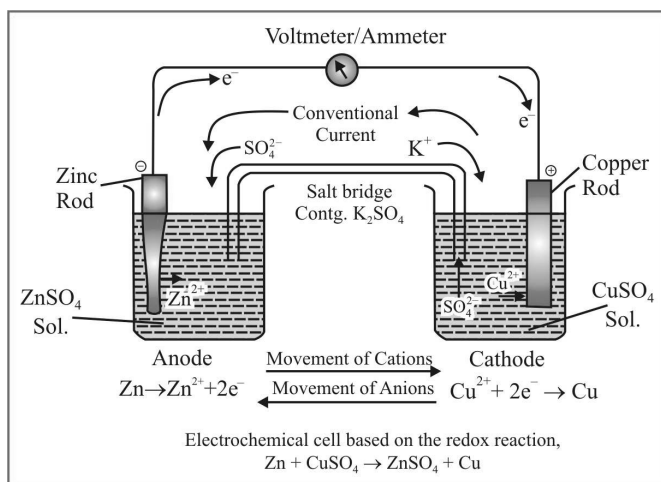


(f) If an inert electrode like platinum is involved in the construction of the cell, it may be written along with the working electrode in bracket say for example, when a zinc anode is connected to a hydrogen electrode.



**11. SALT BRIDGE**

Salt bridge is used to maintain the charge balance and to complete the circuit by facilitating the flow of ions through it. It contains a gel in which an inert electrolyte like Na<sub>2</sub>SO<sub>4</sub> or KNO<sub>3</sub> etc are mixed. Negative ions flow to the anode and positive ions flow to the cathode through the salt bridge and charge balance is maintained and cell keeps on functioning.



**12. SPONTANEITY OF A REACTION**

$$\Delta G = - nFE_{\text{CELL}}$$

For a spontaneous cell reaction ΔG should be negative and cell potential should be positive.

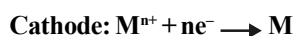
If we take standard value of cell potential in the above equation we will obtain standard value of ΔG as well.

$$\Delta G^{\circ} = - nFE_{\text{CELL}}^{\circ}$$

**13. TYPES OF ELECTRODES**

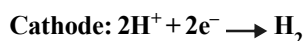
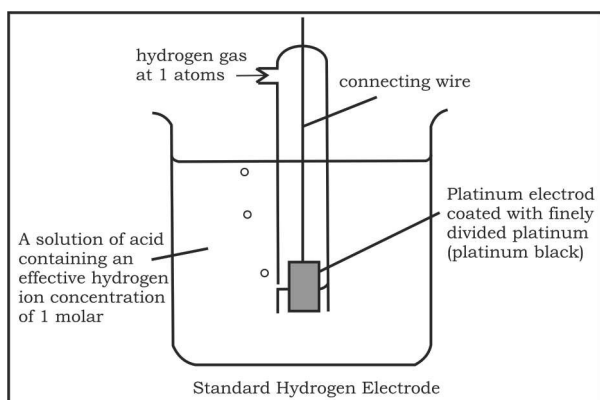
**13.1 Metal-Metal Ion electrodes**

A metal rod/plate is dipped in an electrolyte solution containing metal ions. There is a potential difference between these two phases and this electrode can act as a cathode or anode both.



### 13.2 Gas Electrodes

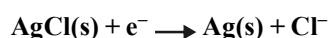
Electrode gases like  $H_2$ ,  $Cl_2$  etc are used with their respective ions. For example,  $H_2$  gas is used with a dilute solution of  $HCl$  ( $H^+$  ions). The metal should be inert so that it does not react with the acid.



The hydrogen electrode is also used as the standard to measure other electrode potentials. Its own potential is set to 0 V as a reference. When it is used as a reference the concentration of dil  $HCl$  is taken as 1 M and the electrode is called "Standard Hydrogen Electrode (SHE)".

### 13.3 Metal-Insoluble salt electrode

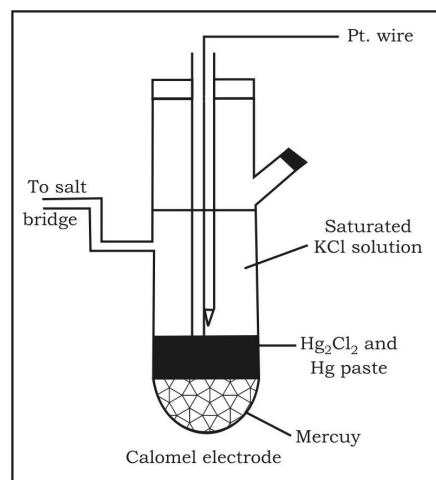
We use salts of some metals which are sparingly soluble with the metal itself as electrodes. For example, if we use  $AgCl$  with  $Ag$  there is a potential gap between these two phases which can be identified in the following reaction:



This electrode is made by dipping a silver rod in a solution containing  $AgCl(s)$  and  $Cl^{-}$  ions.

### 13.4 Calomel Electrode

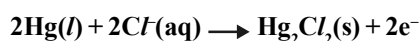
Mercury is used with two other phases, one is a calomel paste ( $Hg_2Cl_2$ ) and electrolyte containing  $Cl^{-}$  ions.



**Cathode :**



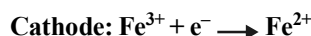
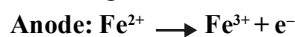
**Anode :**



This electrode is also used as another standard to measure other potentials. Its standard form is also called **Standard Calomel Electrode (SCE)**.

### 13.5 Redox Electrode

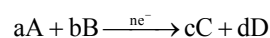
In these electrodes two different oxidation states of the same metal are used in the same half cell. For example,  $Fe^{2+}$  and  $Fe^{3+}$  are dissolved in the same container and an inert electrode of platinum is used for the electron transfer. Following reactions can take place:



## 14. NERNST EQUATION

It relates electrode potential with the concentration of ions.

Thus, the reduction potential increases with the increase in the concentration of ions. For a general electrochemical reaction of the type.



Nernst equation can be given as

$$E_{\text{cell}} = E_{\text{cell}}^{\circ} - \frac{RT}{nF} \ln \frac{[C]^c [D]^d}{[A]^a [B]^b}$$

$$E_{\text{cell}} = E_{\text{cell}}^{\circ} - \frac{2303}{nF} RT \log \frac{[C]^c [D]^d}{[A]^a [B]^b}$$

Substituting the values of R and F we get

$$E_{\text{cell}} = E_{\text{cell}}^{\circ} - \frac{0.0591}{n} \log \frac{[C]^c [D]^d}{[A]^a [B]^b}, \text{ at } 298 \text{ K}$$

## 15. APPLICATIONS OF NERNST EQUATION

### 15.1 Equilibrium Constant from Nernst Equation

For a Daniel cell, at equilibrium

$$E_{\text{cell}} = 0 = E_{\text{cell}}^{\circ} - \frac{2.303 RT}{2F} \log \frac{[\text{Zn}^{2+}]}{[\text{Cu}^{2+}]}$$

or 
$$E_{\text{cell}}^{\circ} = \frac{2.303 RT}{2F} \log \frac{[\text{Zn}^{2+}]}{[\text{Cu}^{2+}]}$$

But at equilibrium, 
$$\frac{[\text{Zn}^{2+}]}{[\text{Cu}^{2+}]} = K_c$$

$$E_{\text{cell}}^{\circ} = \frac{2.303 RT}{2F} \log K_c$$

$$E_{\text{cell}}^{\circ} = \frac{2.303 \times 8.314 \times 298}{2 \times 96500} \log K_c$$

$$= \frac{0.0591}{2} \log K_c$$

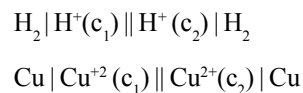
In general, 
$$E_{\text{cell}}^{\circ} = \frac{0.0591}{n} \log K_c$$

or, 
$$\log K_c = \frac{n E_{\text{cell}}^{\circ}}{0.0591}$$

## 16. CONCENTRATION CELLS

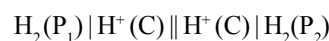
If two electrodes of the same metal are dipped separately into two solutions of the same electrolyte having different

concentrations and the solutions are connected through salt bridge, such cells are known as concentration cells. For example



These are of two types :

### 16.1 Electrode concentration cells



$$E_{\text{cell}} = 0 - \frac{0.059}{n} \log \frac{P_2}{P_1}$$

where  $p_2 < p_1$  for spontaneous reaction

### 16.2 Electrolyte concentration cell

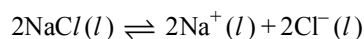
The EMF of concentration cell at 298 K is given by  $\text{Zn} | \text{Zn}^{2+}(c_1) || \text{Zn}^{2+}(c_2) | \text{Zn}$

$$E_{\text{cell}} = \frac{0.0591}{n_1} \log \frac{c_2}{c_1},$$

where  $c_2 > c_1$  for spontaneous reaction

## 17. CASES OF ELECTROLYSIS

### 17.1 Electrolysis of molten sodium chloride



The reactions occurring at the two electrodes may be shown as follows :

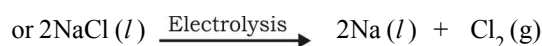
At cathode :



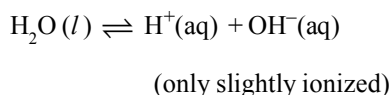
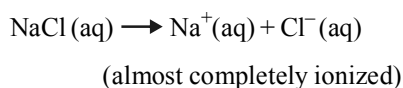
At anode :



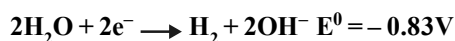
Overall reaction :



At cathode    At anode


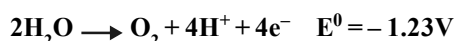
**17.2 Electrolysis of an aqueous solution of sodium chloride**

**At cathode :**



Thus  $\text{H}_2$  gas is evolved at cathode value  $\text{Na}^+$  ions remain in solution.

**At anode :**



Thus,  $\text{Cl}_2$  gas is evolved at the anode by **over voltage** concept while  $\text{OH}^-$  ions remain in the solution.

**18. BATTERIES**

When Galvanic cells are connected in series to obtain a higher voltage the arrangement is called Battery.

**18.1 Primary Batteries**

Primary cells are those which can be used so long the active materials are present. Once they get consumed the cell will stop functioning and cannot be re-used. Example Dry Cell or Leclanche cell and Mercury cell.

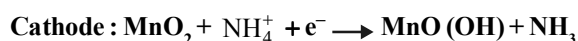
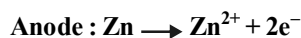
**18.2 Dry cell**

**Anode :** Zn container

**Cathode :** Carbon (graphite) rod surrounded by powdered  $\text{MnO}_2$  and carbon.

**Electrolyte :**  $\text{NH}_4\text{Cl}$  and  $\text{ZnCl}_2$

**Reaction :**



The standard potential of this cell is 1.5 V and it falls as the cell gets discharged continuously and once used it cannot be recharged.

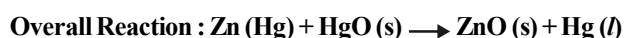
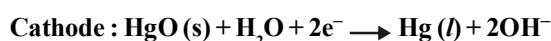
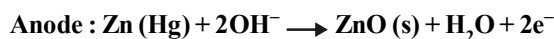
**18.3 Mercury cells**

These are used in small equipments like watches, hearing aids.

**Anode :** Zn – Hg Amalgam

**Cathode :** Paste of  $\text{HgO}$  and carbon

**Electrolyte :** Paste of  $\text{KOH}$  and  $\text{ZnO}$



The cell potential is approximately 1.35V and remains constant during its life.

**18.4 Secondary Batteries**

Secondary cells are those which can be recharged again and again for multiple uses. e.g. lead storage battery and Ni – Cd battery.

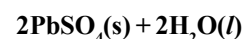
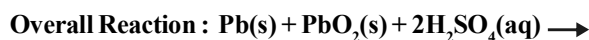
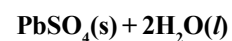
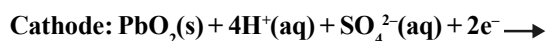
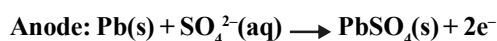
**18.5 Lead Storage Battery**

**Anode :** Lead (Pb)

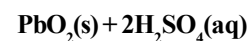
**Cathode :** Grid of lead packed with lead oxide ( $\text{PbO}_2$ )

**Electrolyte :** 38% solution of  $\text{H}_2\text{SO}_4$

**Discharging Reactions**

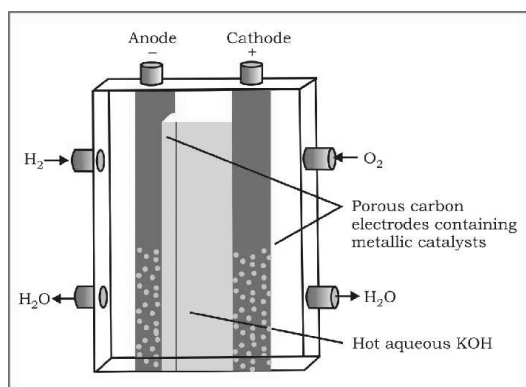
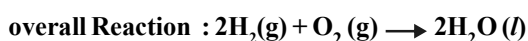
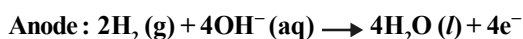
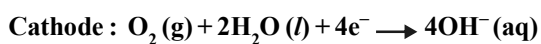


To recharge the cell, it is connected with a cell of higher potential and this cell behaves as an electrolytic cell and the reactions are reversed.  $\text{Pb(s)}$  and  $\text{PbO}_2(\text{s})$  are regenerated at the respective electrodes. These cells deliver an almost consistent voltage.

**19. FUEL CELLS**

A fuel cell differs from an ordinary battery in the sense that the reactants are not contained inside the cell but are

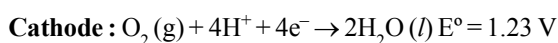
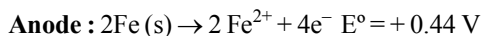
externally supplied from an external reservoir. Fuel cell is used in space vehicles and in this cell the two gases are supplied from external storages. In this cell carbon rods are used as electrodes with KOH as the electrolyte.



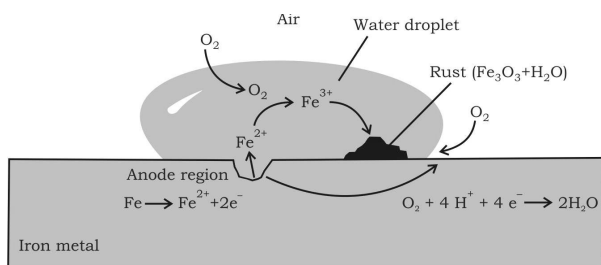
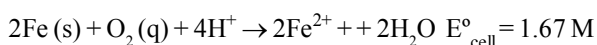
**20. CORROSION**

It involves a redox reaction and formation of an electrochemical cell on the surface of iron or any other metal.

At one location oxidation of iron takes place (anode) and at another location reduction of oxygen to form water takes place (cathode). First Fe gets oxidised to Fe<sup>2+</sup> and then in the presence of oxygen it forms Fe<sup>3+</sup> which then reacts with water to form rust which is represented by Fe<sub>2</sub>O<sub>3</sub>·xH<sub>2</sub>O.

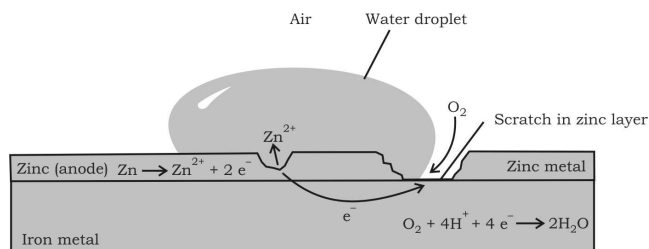


**Overall R × N :**



Rusting of iron can be avoided by painting it or by coating it with some other metals like Zinc. The latter process is known as **Galvanisation**. As the tendency of Zn to get oxidised is more than iron it gets oxidised in preference

and iron is protected. This method of protecting one metal by the other is also called **Cathodic Protection**.



**21. CONDUCTANCE (G)**

It is the reciprocal of resistance and may be defined as the ease with which the electric current flows through a conductor.

$$G = \frac{1}{R}$$

SI unit is Siemen (S).

$$1 S = 1 \text{ ohm}^{-1} (\text{mho})$$

**22. CONDUCTIVITY (κ)**

It is the reciprocal of resistivity (ρ).

$$\kappa = \frac{1}{\rho} = \frac{1}{R} \times \frac{l}{A} = G \times \frac{l}{A}$$

Now if  $l = 1 \text{ cm}$  and  $A = 1 \text{ cm}^2$ , then  $\kappa = G$ .

Hence, conductivity of an electrolytic solution may be defined as the conductance of a solution of 1 cm length with area of cross-section equal to 1 cm<sup>2</sup>.

**23. FACTORS AFFECTING ELECTROLYTIC CONDUCTANCE**

**23.1 Electrolyte**

An electrolyte is a substance that dissociates in solution to produce ions and hence conducts electricity in dissolved or molten state.

Examples : HCl, NaOH, KCl (Strong electrolytes).

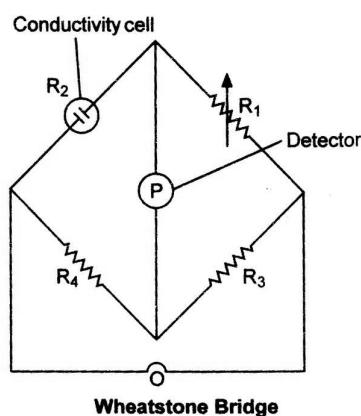
CH<sub>3</sub>-COOH, NH<sub>4</sub>OH (Weak electrolytes).

The conductance of electricity by ions present in the solutions is called electrolytic or ionic conductance. The following factors govern the flow of electricity through a solution of electrolyte.

- (i) **Nature of electrolyte or interionic attractions :** Lesser the solute-solute interactions, greater will be the freedom of movement of ions and higher will be the conductance.
- (ii) **Solvation of Ions :** Larger the magnitude of solute-solvent interactions, greater is the extent of solvation and lower will be the electrical conductance.
- (iii) **The nature of solvent and its viscosity :** Larger the solvent-solvent interactions, larger will be viscosity and more will be the resistance offered by the solvent to flow of ions and hence lesser will be the electrical conductance.
- (iv) **Temperature :** As the temperature of electrolytic solution rises solute-solute, solute-solvent and solvent-solvent interactions decreases, this results in the increase of electrolytic conductance.

## 24. MEASUREMENT OF CONDUCTANCE

As we know,  $\kappa = \frac{1}{R} \times \frac{\ell}{A}$  The value of  $\kappa$  could be known, if we measure  $\ell$ ,  $A$  and  $R$ . The value of the resistance of the solution  $R$  between two parallel electrodes is determined by using 'Wheatstones' bridge method (Fig.)



It consists of two fixed resistance  $R_3$  and  $R_4$ , a variable resistance  $R_1$  and the conductivity cell having the unknown resistance  $R_2$ . The bridge is balanced when no current passes through the detector. Under these conditions,

$$\frac{R_1}{R_2} = \frac{R_3}{R_4} \quad \text{or} \quad R_2 = \frac{R_1 R_4}{R_3}$$

## 25. MOLAR CONDUCTIVITY ( $\Lambda_m$ )

It may be defined as the conducting power of all the ions produced by dissolving one mole of an electrolyte placed between two large electrodes at one centimeter apart.

Mathematically,

$$\Lambda_m = \kappa \times V, \quad \Lambda_m = \frac{\kappa \times 1000}{C}$$

where,  $V$  is the volume of solution in  $\text{cm}^3$  containing 1 mole of electrolyte and  $C$  is the molar concentration.

**Units :**  $\Lambda_m = \frac{\kappa \times 1000}{C} = \frac{\text{S cm}^{-1}}{\text{mol cm}^{-3}}$

$$= \text{ohm}^{-1} \text{ cm}^2 \text{ mol}^{-1} \text{ or } \text{S cm}^2 \text{ mol}^{-1}$$

## 26. EQUIVALENT CONDUCTIVITY ( $\Lambda_{eq}$ )

It is conducting power of one equivalent of electrolyte placed between two large electrodes at one centimeter apart.

**Mathematically :**

$$\Lambda_{eq} = \kappa \times v =$$

$$\Lambda_{eq} = \frac{\kappa \times 1000}{N}$$

Where,  $v$  is the volume of solution in  $\text{cm}^3$  containing 1 equivalent of electrolyte and  $N$  is normality.

**Units :**

$$\Lambda_{eq} = \frac{\kappa \times 1000}{N}$$

$$= \frac{\text{S cm}^{-1}}{\text{equivalent cm}^{-3}} = \text{or } \frac{\text{Ohm}^{-1} \text{ cm}^2 \text{ equivalent}^{-1}}{\text{S cm}^2 \text{ equivalent}^{-1}}$$

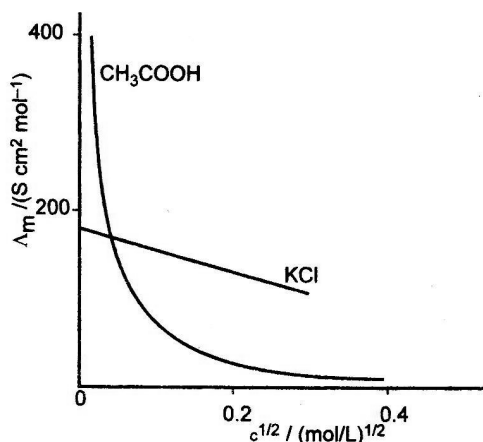
## 27. VARIATION OF CONDUCTIVITY AND MOLAR CONDUCTIVITY WITH DILUTION

Conductivity decreases with decrease in concentration, this is because the number of ions per unit volume that carry the current in the solution decreases on dilution.

Molar conductivity ( $\Lambda_m = \kappa \times V$ ) increases with decrease in concentration. This is because the total volume  $V$  of solution containing one mole of electrolyte also increases.

It has been found that the decrease in  $\kappa$  on dilution of a solution is more than compensated by increases in its volume.

Graphic representation of the variation of  $\Lambda_m$  vs  $\sqrt{c}$



## 28. LIMITING MOLAR CONDUCTIVITY ( $\Lambda_m^\circ$ )

The value of molar conductivity when the concentration approaches zero is known as limiting molar conductivity or molar conductivity at infinite dilution. It is possible to determine the molar conductivity at infinite dilution ( $\Lambda_m^\circ$ ) in case of strong electrolyte by extrapolation of curve of  $\Lambda_m$  vs  $\sqrt{c}$ . On contrary, the value of molar conductivity of weak electrolyte at infinite dilution cannot be determined by extrapolation of the curve as the curve becomes almost parallel to y-axis when concentration approaches to zero.

The mathematical relationship between  $\Lambda_m$  and  $\Lambda_m^\circ$  for strong electrolyte was developed by Debye, Huckel and Onsager. In simplified form the equation can be given as

$$\Lambda_m = \Lambda_m^\circ - b c^{1/2}$$

where  $\Lambda_m^\circ$  is the molar conductivity at infinite dilution and  $b$  is a constant which depends on the nature of the solvent and temperature.

## 29. KOHLRAUSCH'S LAW

It states that the limiting molar conductivity of an electrolyte can be represented as the sum of the individual contributions of the anion and cation of the electrolyte. In general, if an electrolyte on dissociation gives  $v_+$  cations and  $v_-$  anions then its limiting molar conductivity is given by

$$\Lambda_m^\circ = v_+ \lambda_+^\circ + v_- \lambda_-^\circ$$

Here,  $\lambda_+^\circ$  and  $\lambda_-^\circ$  are the limiting molar conductivities of cations and anions respectively.

## 30. APPLICATIONS OF KOHLRAUSCH'S LAW

### 30.1 (i) Calculation of molar conductivities of weak electrolyte at infinite dilution

For example, molar conductivity of acetic acid at infinite dilution can be obtained from the knowledge of molar conductivities at infinite dilution of strong electrolyte like HCl,  $\text{CH}_3\text{COONa}$  and NaCl as illustrated below.

$$\begin{aligned} \Lambda_{m(\text{CH}_3\text{-COOH})}^\circ &= \lambda_{\text{CH}_3\text{-COO}^-}^\circ + \lambda_{\text{H}^+}^\circ \\ &= [\lambda_{\text{CH}_3\text{-COO}^-}^\circ + \lambda_{\text{Na}^+}^\circ] + [\lambda_{\text{H}^+}^\circ + \lambda_{\text{Cl}^-}^\circ] - [\lambda_{\text{Na}^+}^\circ + \lambda_{\text{Cl}^-}^\circ] \end{aligned}$$

$$\text{i.e. } \Lambda_{m(\text{CH}_3\text{-COOH})}^\circ = \Lambda_{m(\text{CH}_3\text{-COONa})}^\circ + \Lambda_{m(\text{HCl})}^\circ - \Lambda_{m(\text{NaCl})}^\circ$$

### 30.2 (ii) Determination of Degree of Dissociation of Weak Electrolytes

$$\text{Degree of dissociation } (\alpha) = \frac{\Lambda_m^c}{\Lambda_m^\circ}$$

### 30.3 (iii) Determination of Dissociation Constant (K) of Weak Electrolytes:

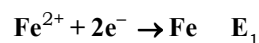
$$K = \frac{c\alpha^2}{1-\alpha}$$

$$\text{also } \alpha = \frac{\Lambda_m^c}{\Lambda_m^\circ}$$

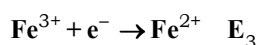
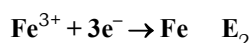
$$\therefore K = \frac{c(\Lambda_m^c / \Lambda_m^\circ)^2}{1 - \Lambda_m^c / \Lambda_m^\circ} = \frac{C(\Lambda_m^c)^2}{\Lambda_m^\circ(\Lambda_m^\circ - \Lambda_m^c)}$$

## 31. USE OF $\Delta G$ IN RELATING EMF VALUES OF HALF CELL REACTIONS

When we have two half cell reactions such that on adding them we obtain another half cell reaction then their emfs cannot be added directly. But in any case thermodynamic functions like  $\Delta G$  can be added and emf values can be related through them. Consider the following three half cell reactions:







We can easily observe that the third reaction can be obtained by subtracting the first reaction from the second. But the same relation does not apply on the emf values. That is,  $E_3 \neq E_2 - E_1$ . But the  $\Delta G$  values can be related according to the reactions. That is,

$$\Delta G_3 = \Delta G_2 - \Delta G_1$$

$$-n_3FE_3 = -n_2FE_2 + n_1FE_1$$

$$-E_3 = -3E_2 + 2E_1$$

$$\Rightarrow E_3 = 3E_2 - 2E_1$$

**NOTE**

We should always remember that emf values are additive only when two half cell reactions are added to give a complete balanced cell reaction. In any other case we will be using  $\Delta G$  values to obtain relations between emf values.

**32. FORMULAE**

$$1. \quad R = \rho \left( \frac{\ell}{A} \right) = \rho \times \text{Cell constant}$$

where,  $R$  = Resistance

$A$  = Area of cross-section of the electrodes.

$\rho$  = Resistivity

$$2. \quad \kappa = \frac{1}{R} \times \text{cell constant}$$

where,  $\kappa$  = Conductivity or specific conductance

$$3. \quad \Lambda_m = \frac{\kappa \times 1000}{M}$$

where,  $\Lambda_m$  = Molar conductivity

$M$  = Molarity of the solution.

$$4. \quad \Lambda_m^\infty (A_x B_y) = x \Lambda_m^\infty (A^{y+}) + y \Lambda_m^\infty (B^{x-})$$

where,  $\Lambda_m^\infty$  = Molar conductivity at infinite dilution  $x$  and  $y$  are the number of cations and anions produced by one formula unit of the electrolyte on complete dissociation.

$$5. \quad \alpha = \frac{\Lambda_m^c}{\Lambda_m^\infty}$$

where,  $\alpha$  = Degree of dissociation

$\Lambda_m^c$  = Molar conductivity at a given concentration

6. For a weak binary electrolyte AB

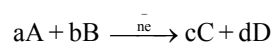
$$K = \frac{c\alpha^2}{1-\alpha} = \frac{c(\Lambda_m^c)^2}{\Lambda_m^\infty (\Lambda_m^\infty - \Lambda_m^c)}$$

where,  $K$  = Dissociation constant

$$E_{\text{cell}}^\circ = E_{\text{cathode}}^\circ + E_{\text{anode}}^\circ$$

$$= E^\circ \text{ Right} + E^\circ \text{ left}$$

7. Nernst equation for a general electrochemical reaction



$$E_{\text{cell}} = E_{\text{cell}}^\circ - \frac{RT}{nF} \ln \frac{[C]^c [D]^d}{[A]^a [B]^b}$$

$$E_{\text{cell}} = E_{\text{cell}}^\circ - \frac{2.303RT}{nF} \log \frac{[C]^c [D]^d}{[A]^a [B]^b}$$

$$E_{\text{cell}} = E_{\text{cell}}^\circ - \frac{0.059}{n} \log \frac{[A]^a [B]^b}{[C]^c [D]^d} \quad \text{at 298 K}$$

$$8. \quad \log K_c = \frac{n}{0.0591} E_{\text{cell}}^\circ$$

where,  $K_c$  = Equilibrium constant.

9.  $\Delta_r G^\circ = -nFE_{\text{cell}}^\circ$  (Criterion of spontaneity)

$$\Delta_r G^\circ = -2.303RT \log K_c$$

where,  $\Delta_r G^\circ$  = Standard Gibbs energy of the reaction.

10.  $Q = I \times t$

where  $Q$  = Quantity of charge in coulombs

$I$  = Current in amperes

$t$  = Time in seconds

11.  $m = Z \times I \times t$

where  $m$  = mass of the substance liberated at the electrodes

$Z$  = Electrochemical equivalent.

where  $E$  = Equivalent weight =  $E/96500$

## STANDARD REDUCTION POTENTIALS AT 298 K. IN ELECTROCHEMICAL ORDER

$\text{H}_4\text{XeO}_6 + 2\text{H}^+ + 2\text{e}^- \rightarrow \text{XeO}_3 + 3\text{H}_2\text{O}$	+3.0	$\text{Hg}_2\text{SO}_4 + 2\text{e}^- \rightarrow 2\text{Hg} + \text{SO}_4^{2-}$	+0.62
$\text{F}_2 + 2\text{e}^- \rightarrow 2\text{F}^-$	+2.87	$\text{MnO}_4^{2-} + 2\text{H}_2\text{O} + 2\text{e}^- \rightarrow \text{MnO}_2 + 4\text{OH}^-$	+0.60
$\text{O}_3 + 2\text{H}^+ + 2\text{e}^- \rightarrow \text{O}_2 + \text{H}_2\text{O}$	+2.07	$\text{MnO}_4^- + \text{e}^- \rightarrow \text{MnO}_4^{2-}$	+0.56
$\text{S}_2\text{O}_8^{2-} + 2\text{e}^- \rightarrow 2\text{SO}_4^{2-}$	+2.05	$\text{I}_2 + 2\text{e}^- \rightarrow 2\text{I}^-$	+0.54
$\text{Ag}^{2+} + \text{e}^- \rightarrow \text{Ag}^+$	+1.98	$\text{Cu}^+ + \text{e}^- \rightarrow \text{Cu}$	+0.52
$\text{Co}^{3+} + \text{e}^- \rightarrow \text{Co}^{2+}$	+1.81	$\text{I}_3^- + 2\text{e}^- \rightarrow 3\text{I}^-$	+0.53
$\text{H}_2\text{O}_2 + 2\text{H}^+ + 2\text{e}^- \rightarrow 2\text{H}_2\text{O}$	+1.78	$\text{NiOOH} + \text{H}_2\text{O} + \text{e}^- \rightarrow \text{Ni}(\text{OH})_2 + \text{OH}^-$	+0.49
$\text{Au}^+ + \text{e}^- \rightarrow \text{Au}$	+1.69	$\text{Ag}_2\text{CrO}_4 + 2\text{e}^- \rightarrow 2\text{Ag} + \text{CrO}_4^{2-}$	+0.45
$\text{Pb}^{4+} + 2\text{e}^- \rightarrow \text{Pb}^{2+}$	+1.67	$\text{O}_2 + 2\text{H}_2\text{O} + 4\text{e}^- \rightarrow 4\text{OH}^-$	+0.40
$2\text{HClO} + 2\text{H}^+ + 2\text{e}^- \rightarrow \text{Cl}_2 + 2\text{H}_2\text{O}$	+1.63	$\text{ClO}_4^- + \text{H}_2\text{O} + 2\text{e}^- \rightarrow \text{ClO}_3^- + 2\text{OH}^-$	+0.36
$\text{Ce}^{4+} + \text{e}^- \rightarrow \text{Ce}^{3+}$	+1.61	$[\text{Fe}(\text{CN})_6]^{3-} + \text{e}^- \rightarrow [\text{Fe}(\text{CN})_6]^{4-}$	+0.36
$2\text{HBrO} + 2\text{H}^+ + 2\text{e}^- \rightarrow \text{Br}_2 + 2\text{H}_2\text{O}$	+1.60	$\text{Cu}^{2+} + 2\text{e}^- \rightarrow \text{Cu}$	+0.34
$\text{MnO}_4^- + 8\text{H}^+ + 5\text{e}^- \rightarrow \text{Mn}^{2+} + 4\text{H}_2\text{O}$	+1.51	$\text{Hg}_2\text{Cl}_2 + 2\text{e}^- \rightarrow 2\text{Hg} + 2\text{Cl}^-$	+0.27
$\text{Mn}^{3+} + \text{e}^- \rightarrow \text{Mn}^{2+}$	+1.51	$\text{AgCl} + \text{e}^- \rightarrow \text{Ag} + \text{Cl}^-$	+0.22
$\text{Au}^{3+} + 3\text{e}^- \rightarrow \text{Au}$	+1.40	$\text{Bi} + 3\text{e}^- \rightarrow \text{Bi}$	+0.20
$\text{Cl}_2 + 2\text{e}^- \rightarrow 2\text{Cl}^-$	+1.36	$\text{Cu}^{2+} + \text{e}^- \rightarrow \text{Cu}^+$	+0.16
$\text{Cr}_2\text{O}_7^{2-} + 14\text{H}^+ + 6\text{e}^- \rightarrow 2\text{Cr}^{3+} + 7\text{H}_2\text{O}$	+1.33	$\text{Sn}^{4+} + 2\text{e}^- \rightarrow \text{Sn}^{2+}$	+0.15
$\text{O}_3 + \text{H}_2\text{O} + 2\text{e}^- \rightarrow \text{O}_2 + 2\text{OH}^-$	+1.24	$\text{AgBr} + \text{e}^- \rightarrow \text{Ag} + \text{Br}^-$	+0.07
$\text{O}_2 + 4\text{H}^+ + 4\text{e}^- \rightarrow 2\text{H}_2\text{O}$	+1.23	$\text{Ti}^{4+} + \text{e}^- \rightarrow \text{Ti}^{3+}$	0.00
$\text{ClO}_4^- + 2\text{H}^+ + 2\text{e}^- \rightarrow \text{ClO}_3^- + \text{H}_2\text{O}$	+1.23	$2\text{H}^+ + 2\text{e}^- \rightarrow \text{H}_2$	0, by definition
$\text{MNO}_2 + 4\text{H}^+ + 2\text{e}^- \rightarrow \text{Mn}^{2+} + 2\text{H}_2\text{O}$	+1.23	$\text{Fe}^{3+} + 3\text{e}^- \rightarrow \text{Fe}$	-0.04
$\text{Br}_2 + 2\text{e}^- \rightarrow 2\text{Br}^-$	+1.09	$\text{O}_2 + \text{H}_2\text{O} + 2\text{e}^- \rightarrow \text{HO}_2^- + \text{OH}^-$	-0.08
$\text{Pu}^{4+} + \text{e}^- \rightarrow \text{Pu}^{3+}$	+0.97	$\text{Pb}^{2+} + 2\text{e}^- \rightarrow \text{Pb}$	-0.13
$\text{NO}_3^- + 4\text{H}^+ + 3\text{e}^- \rightarrow \text{NO} + 2\text{H}_2\text{O}$	+0.96	$\text{In}^+ + \text{e}^- \rightarrow \text{In}$	-0.14
$2\text{Hg}^{2+} + 2\text{e}^- \rightarrow \text{Hg}_2^{2+}$	+0.92	$\text{Sn}^{2+} + 2\text{e}^- \rightarrow \text{Sn}$	-0.14
$\text{ClO}^- + \text{H}_2\text{O} + 2\text{e}^- \rightarrow \text{Cl}^- + 2\text{OH}^-$	+0.89	$\text{AgI} + \text{e}^- \rightarrow \text{Ag} + \text{I}^-$	-0.15
$\text{Hg}^{2+} + 2\text{e}^- \rightarrow \text{Hg}$	+0.86	$\text{Ni}^{2+} + 2\text{e}^- \rightarrow \text{Ni}$	-0.23
$\text{NO}_3^- + 2\text{H}^+ + \text{e}^- \rightarrow \text{NO}_2 + \text{H}_2\text{O}$	+0.80	$\text{Co}^{2+} + 2\text{e}^- \rightarrow \text{Co}$	-0.28
$\text{Ag}^+ + \text{e}^- \rightarrow \text{Ag}$	+0.80	$\text{In}^{3+} + 3\text{e}^- \rightarrow \text{In}$	-0.34
$\text{Hg}_2^{2+} + 2\text{e}^- \rightarrow 2\text{Hg}$	+0.79	$\text{Tl}^+ + \text{e}^- \rightarrow \text{Tl}$	-0.34
$\text{Fe}^{3+} + \text{e}^- \rightarrow \text{Fe}^{2+}$	+0.77	$\text{PbSO}_4 + 2\text{e}^- \rightarrow \text{Pb} + \text{SO}_4^{2-}$	-0.36
$\text{BrO}^- + \text{H}_2\text{O} + 2\text{e}^- \rightarrow \text{Br}^- + 2\text{OH}^-$	+0.76		



$\text{Ti}^{3+} + \text{e}^- \rightarrow \text{Ti}^{2+}$	-0.37	$\text{V}^{2+} + 2\text{e}^- \rightarrow \text{V}$	-1.19
$\text{Cd}^{2+} + 2\text{e}^- \rightarrow \text{Cd}$	-0.40	$\text{Ti}^{2+} + 2\text{e}^- \rightarrow \text{Ti}$	-1.63
$\text{In}^{2+} + \text{e}^- \rightarrow \text{In}^+$	-0.40	$\text{Al}^{3+} + 3\text{e}^- \rightarrow \text{Al}$	-1.66
$\text{Cr}^{3+} + \text{e}^- \rightarrow \text{Cr}^{2+}$	-0.41	$\text{U}^{3+} + 3\text{e}^- \rightarrow \text{U}$	-1.79
$\text{Fe}^{2+} + 2\text{e}^- \rightarrow \text{Fe}$	-0.44	$\text{Sc}^{3+} + 3\text{e}^- \rightarrow \text{Sc}$	-2.09
$\text{In}^{3+} + 2\text{e}^- \rightarrow \text{In}^+$	-0.44	$\text{Mg}^{2+} + 2\text{e}^- \rightarrow \text{Mg}$	-2.36
$\text{S} + 2\text{e}^- \rightarrow \text{S}^{2-}$	-0.48	$\text{Ce}^{3+} + 3\text{e}^- \rightarrow \text{Ce}$	-2.48
$\text{In}^{3+} + \text{e}^- \rightarrow \text{In}^{2+}$	-0.49	$\text{La}^{3+} + 3\text{e}^- \rightarrow \text{La}$	-2.52
$\text{U}^{4+} + \text{e}^- \rightarrow \text{U}^{3+}$	-0.61	$\text{Na}^+ + \text{e}^- \rightarrow \text{Na}$	-2.71
$\text{Cr}^{3+} + 3\text{e}^- \rightarrow \text{Cr}$	-0.74	$\text{Ca}^{2+} + 2\text{e}^- \rightarrow \text{Ca}$	-2.87
$\text{Zn}^{2+} + 2\text{e}^- \rightarrow \text{Zn}$	-0.76	$\text{Sr}^{2+} + 2\text{e}^- \rightarrow \text{Sr}$	-2.89
$\text{Cd}(\text{OH})_2 + 2\text{e}^- \rightarrow \text{Cd} + 2\text{OH}^-$	-0.81	$\text{Ba}^{2+} + 2\text{e}^- \rightarrow \text{Ba}$	-2.91
$2\text{H}_2\text{O} + 2\text{e}^- \rightarrow \text{H}_2 + 2\text{OH}^-$	-0.83	$\text{Ra}^{2+} + 2\text{e}^- \rightarrow \text{Ra}$	-2.92
$\text{Cr}^{2+} + 2\text{e}^- \rightarrow \text{Cr}$	-0.91	$\text{Cs}^+ + \text{e}^- \rightarrow \text{Cs}$	-2.92
$\text{Mn}^{2+} + 2\text{e}^- \rightarrow \text{Mn}$	-1.18	$\text{Rb}^+ + \text{e}^- \rightarrow \text{Rb}$	-2.93
		$\text{K}^+ + \text{e}^- \rightarrow \text{K}$	-2.93
		$\text{Li}^+ + \text{e}^- \rightarrow \text{Li}$	-3.05

## REDUCTION POTENTIALS IN ALPHABETICAL ORDER

$\text{Ag}^+ + \text{e}^- \rightarrow \text{Ag}$	+0.80	$\text{Ca}^{2+} + 2\text{e}^- \rightarrow \text{Ca}$	-2.87
$\text{Ag}^{2+} + \text{e}^- \rightarrow \text{Ag}^+$	+1.98	$\text{Cd}(\text{OH})_2 + 2\text{e}^- \rightarrow \text{Cd} + 2\text{OH}^-$	-0.81
$\text{AgBr} + \text{e}^- \rightarrow \text{Ag} + \text{Br}^-$	+0.0713	$\text{Cd}^{2+} + 2\text{e}^- \rightarrow \text{Cd}$	-0.40
$\text{AgCl} + \text{e}^- \rightarrow \text{Ag} + \text{Cl}^-$	+0.22	$\text{Ce}^{3+} + 3\text{e}^- \rightarrow \text{Ce}$	-2.48
$\text{Ag}_2\text{CrO}_4 + 2\text{e}^- \rightarrow 2\text{Ag} + \text{CrO}_4^{2-}$	+0.45	$\text{Ce}^{4+} + \text{e}^- \rightarrow \text{Ce}^{3+}$	+1.61
$\text{AgF} + \text{e}^- \rightarrow \text{Ag} + \text{F}^-$	+0.78	$\text{Cl}_2 + 2\text{e}^- \rightarrow 2\text{Cl}^-$	+1.36
$\text{AgI} + \text{e}^- \rightarrow \text{Ag} + \text{I}^-$	-0.15	$\text{ClO}^- + \text{H}_2\text{O} + 2\text{e}^- \rightarrow \text{Cl}^- + 2\text{OH}^-$	+0.89
$\text{Al}^{3+} + 3\text{e}^- \rightarrow \text{Al}$	-1.66	$\text{ClO}_4^- + 2\text{H}^+ + 2\text{e}^- \rightarrow \text{ClO}_3^- + \text{H}_2\text{O}$	+1.23
$\text{Au}^+ + \text{e}^- \rightarrow \text{Au}$	+1.69	$\text{ClO}_4^- + \text{H}_2\text{O} + 2\text{e}^- \rightarrow \text{ClO}_3^- + 2\text{OH}^-$	+0.36
$\text{Au}^{3+} + 3\text{e}^- \rightarrow \text{Au}$	+1.40	$\text{Co}^{2+} + 2\text{e}^- \rightarrow \text{Co}$	-0.28
$\text{Ba}^{2+} + 2\text{e}^- \rightarrow \text{Ba}$	+2.91	$\text{Co}^{3+} + \text{e}^- \rightarrow \text{Co}^{2+}$	+1.81
$\text{Be}^{2+} + 2\text{e}^- \rightarrow \text{Be}$	-1.85	$\text{Cr}^{2+} + 2\text{e}^- \rightarrow \text{Cr}$	-0.91
$\text{Bi}^{3+} + 3\text{e}^- \rightarrow \text{Bi}$	+0.20	$\text{Cr}_2\text{O}_7^{2-} + 14\text{H}^+ + 6\text{e}^- \rightarrow 2\text{Cr}^{3+} + 7\text{H}_2\text{O}$	+1.33
$\text{Br}_2 + 2\text{e}^- \rightarrow 2\text{Br}^-$	+1.09	$\text{Cr}^{3+} + 3\text{e}^- \rightarrow \text{Cr}$	-0.74
$\text{BrO}^- + \text{H}_2\text{O} + 2\text{e}^- \rightarrow \text{Br}^- + 2\text{OH}^-$	+0.76	$\text{Cr}^{3+} + \text{e}^- \rightarrow \text{Cr}^{2+}$	-0.41



## ELECTROCHEMISTRY

$\text{Cs}^+ + \text{e}^- \rightarrow \text{Cs}$	-2.92	$\text{MnO}_4^- + 2\text{H}_2\text{O} + 2\text{e}^- \rightarrow \text{MnO}_2 + 4\text{OH}^-$	+0.60
$\text{Cu}^+ + \text{e}^- \rightarrow \text{Cu}$	+0.52	$\text{Na}^+ + \text{e}^- \rightarrow \text{Na}$	-2.71
$\text{Cu}^{2+} + 2\text{e}^- \rightarrow \text{Cu}$	+0.34	$\text{Ni}^{2+} + 2\text{e}^- \rightarrow \text{Ni}$	-0.23
$\text{Cu}^{2+} + \text{e}^- \rightarrow \text{Cu}^+$	+0.16	$\text{NiOOH} + \text{H}_2\text{O} + \text{e}^- \rightarrow \text{Ni(OH)}_2 + \text{OH}^-$	+0.49
$\text{F}_2 + 2\text{e}^- \rightarrow 2\text{F}^-$	+2.87	$\text{NO}_3^- + 2\text{H}^+ + \text{e}^- \rightarrow \text{NO}_2 + \text{H}_2\text{O}$	-0.80
$\text{Fe}^{2+} + 2\text{e}^- \rightarrow \text{Fe}$	-0.44	$\text{NO}_3^- + 4\text{H}^+ + 3\text{e}^- \rightarrow \text{NO} + 2\text{H}_2\text{O}$	+0.96
$\text{Fe}^{3+} + 3\text{e}^- \rightarrow \text{Fe}$	-0.04	$\text{NO}_3^- + \text{H}_2\text{O} + 2\text{e}^- \rightarrow \text{NO}_2^- + 2\text{OH}^-$	+0.10
$\text{Fe}^{3+} + \text{e}^- \rightarrow \text{Fe}^{2+}$	+0.77	$\text{O}_2 + 2\text{H}_2\text{O} + 4\text{e}^- \rightarrow 4\text{OH}^-$	+0.40
$[\text{Fe(CN)}_6]^{3-} + \text{e}^- \rightarrow [\text{Fe(CN)}_6]^{4-}$	+0.36	$\text{O}_2 + 4\text{H}^+ + 4\text{e}^- \rightarrow 2\text{H}_2\text{O}$	+1.23
$2\text{H}^+ + 2\text{e}^- \rightarrow \text{H}_2$	0, by definition	$\text{O}_2 + \text{e}^- \rightarrow \text{O}_2^-$	-0.56
$2\text{H}_2\text{O} + 2\text{e}^- \rightarrow \text{H}_2 + 2\text{OH}^-$	-0.83	$\text{O}_2 + \text{H}_2\text{O} + 2\text{e}^- \rightarrow \text{HO}_2^- + \text{OH}^-$	-0.08
$2\text{HBrO} + 2\text{H}^+ + 2\text{e}^- \rightarrow \text{Br}_2 + 2\text{H}_2\text{O}$	+1.60	$\text{O}_3 + 2\text{H}^+ + 2\text{e}^- \rightarrow \text{O}_2 + \text{H}_2\text{O}$	+2.07
$2\text{HClO} + 2\text{H}^+ + 2\text{e}^- \rightarrow \text{Cl}_2 + 2\text{H}_2\text{O}$	+1.63	$\text{O}_3 + \text{H}_2\text{O} + 2\text{e}^- \rightarrow \text{O}_2 + 2\text{OH}^-$	+1.24
$\text{H}_2\text{O}_2 + 2\text{H}^+ + 2\text{e}^- \rightarrow 2\text{H}_2\text{O}$	+1.78	$\text{Pb}^{2+} + 2\text{e}^- \rightarrow \text{Pb}$	-0.13
$\text{H}_4\text{XeO}_6 + 2\text{H}^+ + 2\text{e}^- \rightarrow \text{XeO}_3 + 3\text{H}_2\text{O}$	+3.0	$\text{Pb}^{4+} + 2\text{e}^- \rightarrow \text{Pb}^{2+}$	+1.67
$\text{Hg}_2^{2+} + 2\text{e}^- \rightarrow 2\text{Hg}$	+0.79	$\text{PbSO}_4 + 2\text{e}^- \rightarrow \text{Pb} + \text{SO}_4^{2-}$	-0.36
$\text{Hg}_2\text{Cl}_2 + 2\text{e}^- \rightarrow 2\text{Hg} + 2\text{Cl}^-$	+0.27	$\text{Pt}^{2+} + 2\text{e}^- \rightarrow \text{Pt}$	+1.20
$\text{Hg}^{2+} + 2\text{e}^- \rightarrow \text{Hg}$	+0.86	$\text{Pu}^{4+} + \text{e}^- \rightarrow \text{Pu}^{3+}$	+0.97
$2\text{Hg}^{2+} + 2\text{e}^- \rightarrow \text{Hg}_2^{2+}$	+0.92	$\text{Ra}^{2+} + 2\text{e}^- \rightarrow \text{Ra}$	-2.92
$\text{Hg}_2\text{SO}_4 + 2\text{e}^- \rightarrow 2\text{Hg} + \text{SO}_4^{2-}$	+0.62	$\text{Rb}^+ + \text{e}^- \rightarrow \text{Rb}$	-2.93
$\text{I}_2 + 2\text{e}^- \rightarrow 2\text{I}^-$	+0.54	$\text{S} + 2\text{e}^- \rightarrow \text{S}^{2-}$	-0.48
$\text{I}_3^- + 2\text{e}^- \rightarrow 3\text{I}^-$	+0.53	$\text{S}_2\text{O}_8^{2-} + 2\text{e}^- \rightarrow 2\text{SO}_4^{2-}$	+2.05
$\text{In}^+ + \text{e}^- \rightarrow \text{In}$	-0.14	$\text{Sc}^{3+} + 3\text{e}^- \rightarrow \text{Sc}$	-2.09
$\text{In}^{2+} + \text{e}^- \rightarrow \text{In}^+$	-0.40	$\text{Sn}^{2+} + 2\text{e}^- \rightarrow \text{Sn}$	-0.14
$\text{In}^{3+} + 2\text{e}^- \rightarrow \text{In}^+$	-0.44	$\text{Sn}^{4+} + 2\text{e}^- \rightarrow \text{Sn}^{2+}$	+0.15
$\text{In}^{3+} + 3\text{e}^- \rightarrow \text{In}$	-0.34	$\text{Sr}^{2+} + 2\text{e}^- \rightarrow \text{Sr}$	-2.89
$\text{In}^{3+} + \text{e}^- \rightarrow \text{In}^{2+}$	-0.49	$\text{Ti}^{2+} + 2\text{e}^- \rightarrow \text{Ti}$	-1.63
$\text{K}^+ + \text{e}^- \rightarrow \text{K}$	-2.93	$\text{Ti}^{3+} + \text{e}^- \rightarrow \text{Ti}^{2+}$	-0.37
$\text{La}^{3+} + 3\text{e}^- \rightarrow \text{La}$	-2.52	$\text{Ti}^{4+} + \text{e}^- \rightarrow \text{Ti}^{3+}$	0.00
$\text{Li} + \text{e}^- \rightarrow \text{Li}$	-3.05	$\text{Tl}^+ + \text{e}^- \rightarrow \text{Tl}$	-0.34
$\text{Mg}^{2+} + 2\text{e}^- \rightarrow \text{Mg}$	-2.36	$\text{U}^{3+} + 3\text{e}^- \rightarrow \text{U}$	-1.79
$\text{Mn}^{2+} + 2\text{e}^- \rightarrow \text{Mn}$	-1.18	$\text{U}^{4+} + \text{e}^- \rightarrow \text{U}^{3+}$	-0.61
$\text{Mn}^{3+} + \text{e}^- \rightarrow \text{Mn}^{2+}$	+1.51	$\text{V}^{2+} + 2\text{e}^- \rightarrow \text{V}$	-1.19
$\text{MnO}_2 + 4\text{H}^+ + 2\text{e}^- \rightarrow \text{Mn}^{2+} + 2\text{H}_2\text{O}$	+1.23	$\text{V}^{3+} + \text{e}^- \rightarrow \text{V}^{2+}$	-0.26
$\text{MnO}_4^- + 8\text{H}^+ + 5\text{e}^- \rightarrow \text{Mn}^{2+} + 4\text{H}_2\text{O}$	+1.51	$\text{Zn}^{2+} + 2\text{e}^- \rightarrow \text{Zn}$	-0.76
$\text{MnO}_4^- + \text{e}^- \rightarrow \text{MnO}_4^{2-}$	+0.56		

